

# Texas Second-Hand Smoking Municipal Ordinances 2014-2016

31 August 2016

# Outline

- Summary of recent second-hand smoking ordinances
  - 2016
  - 2015
  - 2014
  - Coverage charts

# 2016 Summary of SHS Ordinance Activity

- 11 smoking ordinances passed in 10 cities (through June)
- All 11 ordinances in 10 cities included e-cigarettes
- 8 cities passed smoking ordinances addressing 5 focal areas
  - Haltom City (13 June 2016) refers to parks
  - Nederland (13 June 2016) refers to recreation center
- 1 city passed two ordinances
  - Port Arthur 100% smoke-free ordinance (5 Apr 2016); removed restrictions for Private Worksites and Bars (31 May 2016)

# 100% Smoke-Free Status by Setting (2016)

Municipality	Municipal Worksites	Private Worksites	Restaurants	Bars (in Restaurants)	Bars (standalone)	E-Cigarette Coverage
Duncanville	✓	✓	✓	✓	✓	Yes
Haltom City*	⊘ <sup>4</sup>	⊘ <sup>1</sup>	✓	⊘ <sup>1</sup>	⊘ <sup>1</sup>	Yes
Lacy Lakeview	✓	✓	✓	✓	✓	Yes
Mesquite	✓	✓	✓	✓	✓	Yes
Mission	✓	✓	✓	✓	✓	Yes
Nederland	⊘ <sup>1</sup>	⊘ <sup>1</sup>	⊘ <sup>1</sup>	⊘ <sup>1</sup>	⊘ <sup>1</sup>	Yes
Pharr	✓	✓	✓	✓	✓	Yes
Port Arthur	✓	⊘ <sup>3</sup>	✓	✓	⊘ <sup>1</sup>	Yes
Seagoville	✓	✓	✓	✓	✓	Yes
Universal City	✓	✓	✓	✓	✓	Yes

# 2015 Summary of SHS Ordinance Activity

- 10 smoking ordinances passed in 9 cities
- All 10 ordinances in 9 cities included e-cigarettes
- 8 cities passed smoking ordinances addressing 5 focal areas
  - Wichita Falls extended previous 2014 100% smoke-free ordinance (17 June 2014) to outdoor restaurant seating (4 Aug 2015)
- 1 city passed two ordinances
  - Port Lavaca 100% smoke-free ordinance (13 Apr 2015); created exception for vape shops (8 June 2015)

# 100% Smoke-Free Status by Setting (2015)

Municipality	Municipal Worksites	Private Worksites	Restaurants	Bars (in Restaurants)	Bars (standalone)	E-Cigarette Coverage
Burkburnett	✓	✓	✓	✓	✓	Yes
Denton	✓	✓	✓	✓	⊘ <sup>3*</sup>	Yes
DeSoto	✓	✓	✓	✓	✓	Yes
Edinburg	✓	✓	✓	✓	✓	Yes
Port Lavaca	✓	✓	✓	✓	✓	Yes
Red Oak	✓	✓	✓	✓	✓	Yes
Sherman	⊘ <sup>3</sup>	⊘ <sup>3</sup>	✓	✓	✓	Yes
Waco	✓	✓	✓	✓	✓	Yes
Wichita Falls	✓	✓	✓†	✓	✓	Yes

✓ = Ordinance is 100% Smoke-Free in setting

\* Denton Bars will be Smoke-Free Jan. 1, 2018

† Wichita Falls extends to outdoor restaurant seating

# 2014 Summary of SHS Ordinance Activity

- 16 smoking ordinances passed in 16 cities
- 9 ordinances in 9 cities included e-cigarettes
- 15 cities passed smoking ordinances addressing 5 focal areas
  - Eastland (21 July 2014) relates to sale of e-cigarettes to minors

# 100% Smoke-Free Status by Setting (2014, A-H)

Municipality	Municipal Worksites	Private Worksites	Restaurants	Bars (in Restaurants)	Bars (standalone)	E-Cigarette Coverage
Alice	✓	⊘ <sup>4</sup>	✓	⊘ <sup>2</sup>	⊘ <sup>1</sup>	No
Carrollton	⊘ <sup>2</sup>	⊘ <sup>1</sup>	⊘ <sup>3</sup>	⊘ <sup>3</sup>	⊘ <sup>3</sup>	Yes
Eastland*	⊘ <sup>1</sup>	⊘ <sup>1</sup>	⊘ <sup>1</sup>	⊘ <sup>1</sup>	⊘ <sup>1</sup>	No
El Paso	✓	✓	✓	✓	✓	Yes
Haltom City	⊘ <sup>4</sup>	⊘ <sup>1</sup>	✓	⊘ <sup>1</sup>	⊘ <sup>1</sup>	Yes
Harlingen	✓	✓	✓	✓	✓	Yes
Hempstead	✓	⊘ <sup>1</sup>	✓	✓	⊘ <sup>1</sup>	No
Hickory Creek	✓	⊘ <sup>1</sup>	⊘ <sup>3</sup>	⊘ <sup>1</sup>	⊘ <sup>1</sup>	Yes†

✓ = Ordinance is 100% Smoke-Free in setting

\* Eastland prohibits smoking at baseball/softball complex

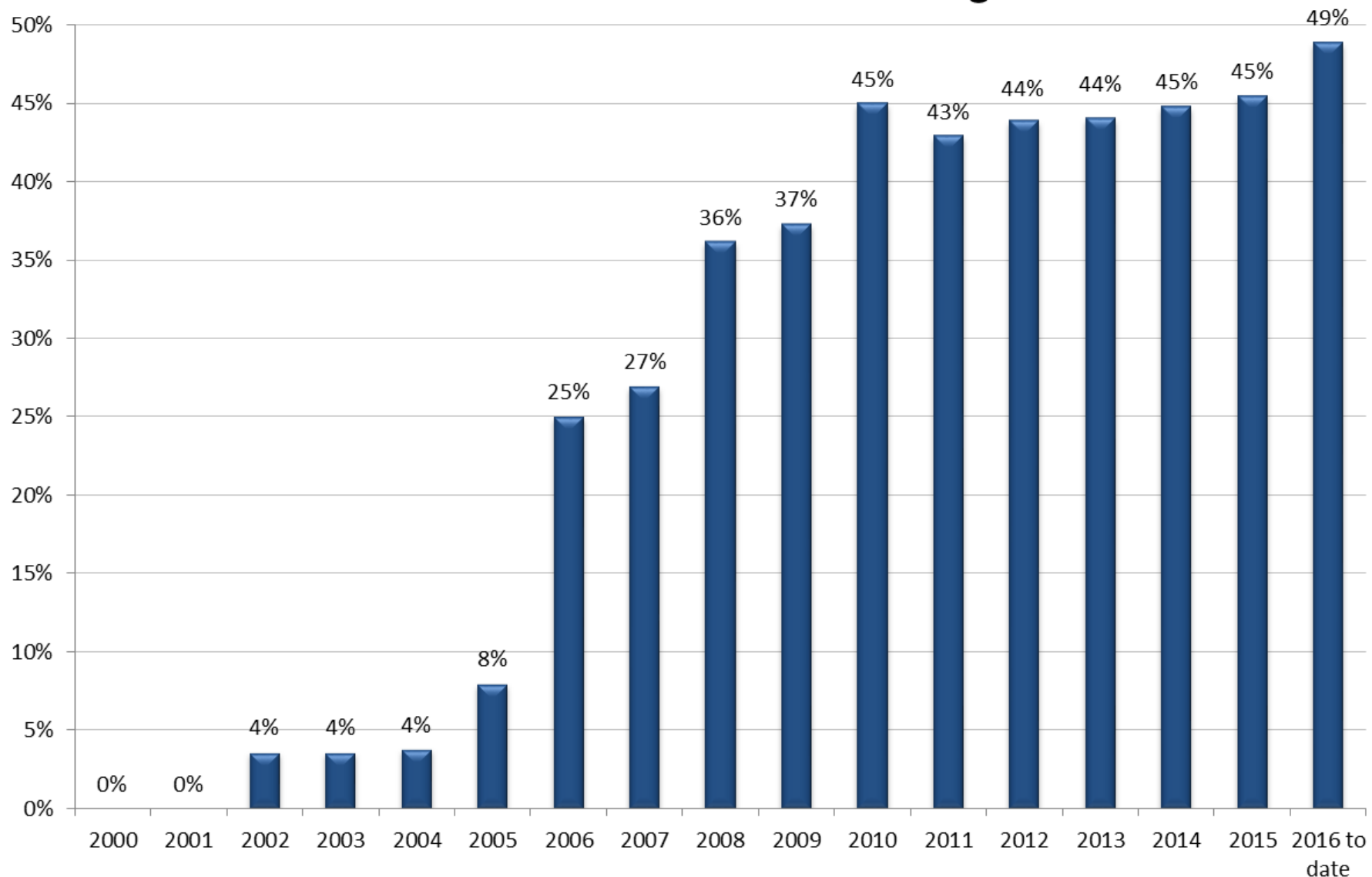
† Hickory Creek updated 2013 ordinance to include e-cigarettes



# 100% Smoke-Free Status by Setting (2014, J-Z)

Municipality	Municipal Worksites	Private Worksites	Restaurants	Bars (in Restaurants)	Bars (standalone)	E-Cigarette Coverage
Joshua	✓	✓	✓	⊘ <sup>1</sup>	⊘ <sup>1</sup>	Yes
Nash	⊘ <sup>1</sup>	⊘ <sup>1</sup>	✓	⊘ <sup>1</sup>	⊘ <sup>1</sup>	No
Paris	✓	✓	✓	✓	⊘ <sup>1</sup>	No
Roma	✓	⊘ <sup>4</sup>	✓	✓	✓	No
Waxahachie	✓	✓	✓	✓	✓	Yes
Weatherford	⊘ <sup>1</sup>	⊘ <sup>2</sup>	✓	⊘ <sup>1</sup>	⊘ <sup>1</sup>	Yes
Wichita Falls	✓	✓	✓	✓	✓	Yes
Wolfforth	✓	✓	✓	⊘ <sup>1</sup>	⊘ <sup>1</sup>	No

## Percentage of the Texas Municipal Population Protected by 100% Smoke-Free Ordinances in all Five Settings\*

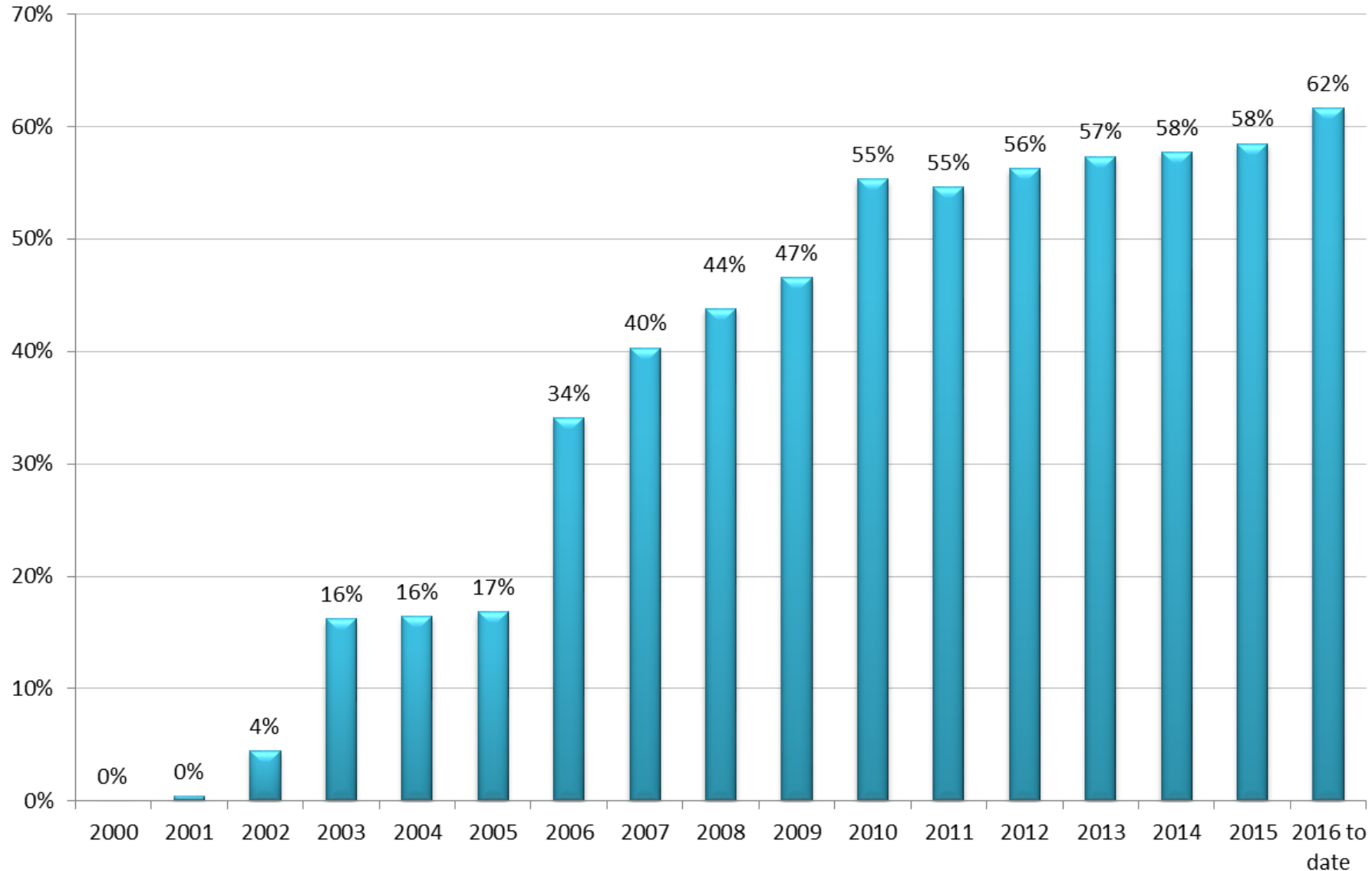


Note: Total Municipal Population for years 2000-2010 based on 2000 census = 15,738,989  
Total Municipal Population for years 2011-2015 based on 2010 census = 18,504,919

\*Settings Include Municipal Worksites, Private Worksites, Restaurants, Bars in  
Restaurants, and Bars Not in Restaurants

Data provided by University of Houston  
<http://shsordinances.uh.edu/>  
August 31, 2016

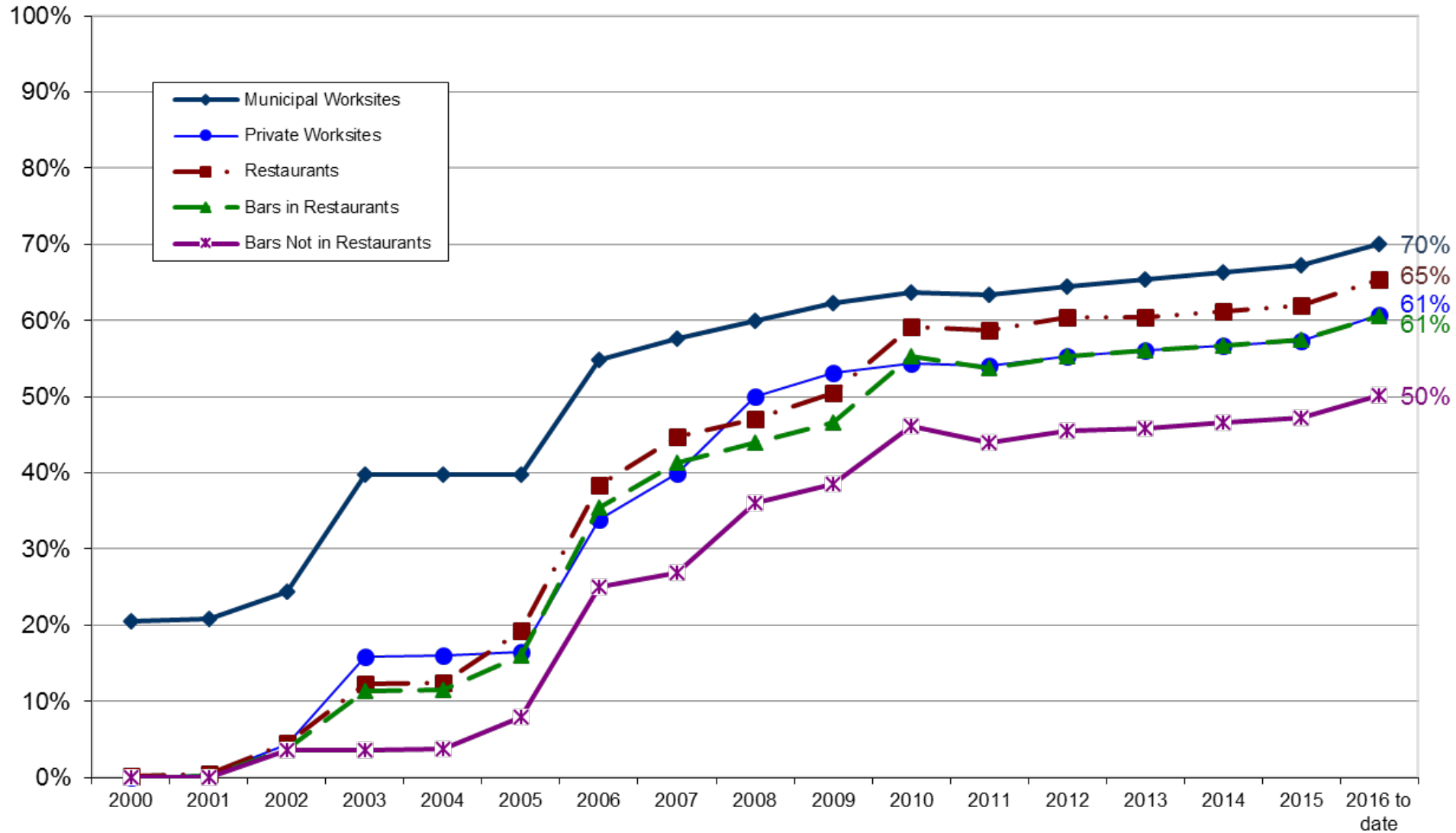
## Percentage of the Texas Municipal Population Protected by 100% Smoke-Free Ordinances in Three or More Settings\*



Note: Total Municipal Population for years 2000-2010 based on 2000 census = 15,738,989  
 Total Municipal Population for years 2011-2015 based on 2010 census = 18,504,919  
 \*Settings Include Municipal Worksites, Private Worksites, Restaurants, Bars in  
 Restaurants, and Bars Not in Restaurants

Data provided by University of Houston  
<http://shsordinances.uh.edu/>  
 August 31, 2016

# Percentage of the Texas Municipal Population Protected by Smoke-Free Ordinances in Each Focal Setting



Note: Total Municipal Population for years 2000-2010 based on 2000 census = 15,738,989  
 Total Municipal Population for years 2011-2015 based on 2010 census = 18,504,919

Data provided by University of Houston  
<http://shsordinances.uh.edu/>  
 August 31, 2016

# 100% Smoke-Free Municipalities (A-L)

Municipality	Population	Passage Date	Municipality	Population	Passage Date
Abilene	117,063	2006 Dec 21	Duncanville	38,524	2016 Jan 19
Alton	12,341	2007 Dec 18	Eagle Pass	26,248	2010 Sep 28
Austin	790,390	2011 Dec 15	Edinburg	77,100	2015 Dec 1
Baytown	71,802	2006 Nov 20	El Paso	649,121	2014 Jun 1
Beaumont	118,296	2006 Apr 25	Ennis	18,513	2010 Jun 21
Benbrook	21,234	2007 Feb 1	Flower Mound	64,669	2008 Nov 3
Brownsville	175,023	2012 Dec 5	Granbury	7,978	2008 Oct 21
Burkburnett	10,811	2015 May 15	Harlingen	64,849	2014 May 27
College Station	93,857	2010 Sep 23	Highland Village	15,056	2011 Apr 12
Copperas Cove	32,032	2004 Nov 2	Horseshoe Bay	3,418	2009 Aug 25
Corpus Christi	305,215	2008 Dec 16	Houston	2,099,451	2006 Oct 18
Dallas	1,197,816	2008 Dec 10	Lacy Lakeview	6,489	2016 Feb 9
DeSoto	49,047	2015 Sep 1	Laredo	236,091	2006 Apr 3

# 100% Smoke-Free Municipalities (L-Z)

Municipality	Population	Passage Date	Municipality	Population	Passage Date
Lufkin	35,067	2013 Apr 2	San Marcos	44,894	2013 Oct 2
Marshall	23,523	2007 Jun 28	Seagoville	14,835	2016 Mar 7
Mesquite	139,824	2016 Jun 6	Socorro	32,013	2006 Dec 7
Mission	77,058	2016 Jun 27	Southlake	26,575	2007 Apr 17
Nacogdoches	32,996	2008 Apr 15	Spring Valley	3,715	2006 Nov 14
Pearland	91,252	2007 Nov 19	Tyler	96,900	2008 Feb 6
Pharr	70,400	2016 May 16	Universal City	18,530	2016 Apr 19
Plano	259,841	2007 Apr 9	University Park	23,068	2010 Feb 16
Port Lavaca	12,248	2015 Jun 8	Vernon	11,002	2006 May 13
Red Oak	10,769	2015 Dec 14	Victoria	62,592	2006 Jun 20
Robinson	10,509	2008 Nov 11	Waco	124,805	2015 Jul 21
San Angelo	93,200	2010 Nov 15	Waxahachie	29,621	2014 Aug 18
San Antonio	1,327,407	2010 Aug 19	Wichita Falls	104,553	2015 Aug 4

# Temporary Exemptions

Municipality	Municipal Worksites	Private Worksites	Restaurants	Bars (in Restaurants)	Bars (standalone)	Other
Denton	✓	✓	✓	✓	✗ <sup>3*</sup> Bars will become smoke-free 31 Dec 2017	
Wichita Falls	✓	✓	✓	✓	✓	Bingo halls will become smoke-free 17 Jul 2017

# Thank You from Our Team!

Allison Winnike, J.D.

Melynda Boerm M.Ed.

Phyllis Gingiss, Dr.P.H.

Judy Glaister, Ph.D.

Garrett Korbitz, B.A., J.D. (cand.)

Ruth McCleskey, B.A.

## *Contact us!*

Allison N. Winnike, J.D., Research Director & Research Professor  
University of Houston Law Center Health Law & Policy Institute

[anwinnike@uh.edu](mailto:anwinnike@uh.edu)

<http://shsordinances.uh.edu/>